

**Republic of Lebanon - Ministry of Public Health - Epidemiological Surveillance Program**  
*Descriptive Surveillance Findings*

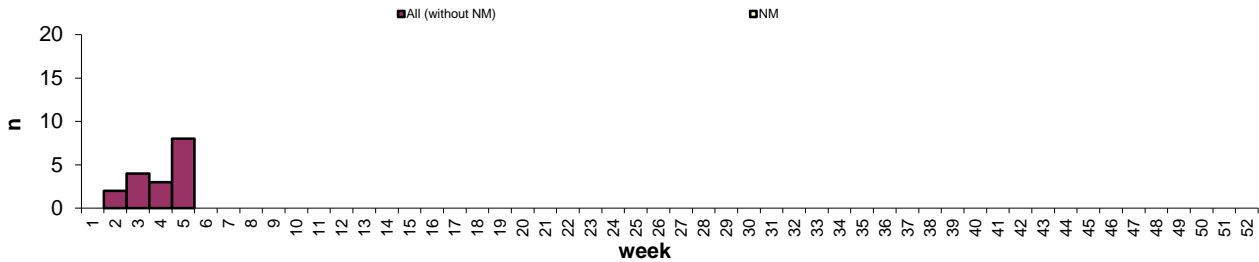
Event	Level	Year	Week	As on	Prepared by
<b>Meningitis</b>	<b>National</b>	<b>2023</b>	<b>5</b>	<b>3-Feb-23</b>	<b>Esumoh</b>

**خلاصة:** منذ بداية العام 2023، بلغ عدد حالات التهاب السحايا الحاد 17 حالة. 7 من هذه الحالات هي جرثومية ومنها: حالة عن العقديّة الرئوية. وبلغ المعدل السنوي لنسبة الحدوث 2.9 لكل مئة ألف نسمة. المحافظات الأكثر إصابة هي: بيروت (13 لكل مئة ألف)، جبل لبنان والبقاع (2.2 لكل مئة ألف). أما أهم الفئات العمرية المعرضة للإصابة هي دون الخامسة (8 لكل مئة ألف). سجلت حالتين وفاة (نسبة الاماتة 11.8%).

**Summary:** As cumulative, 17 meningitis cases were reported from the 1st Jan 2023. 7 were classified as bacterial cases from which 1 *Streptococcus pneumoniae*. The annualized incidence rate reached 2.9/100000. The most affected mohafazas are Beirut (13/100000), and Mount-Lebanon and Bekaa (2.2/100000). High risk age groups are under 5 years (8/100000). 2 deaths have been reported (CFR at 11.8%).

1. Cumulative number = 17

2. Meningitis cases by time: weekly histogram (number of cases per week)

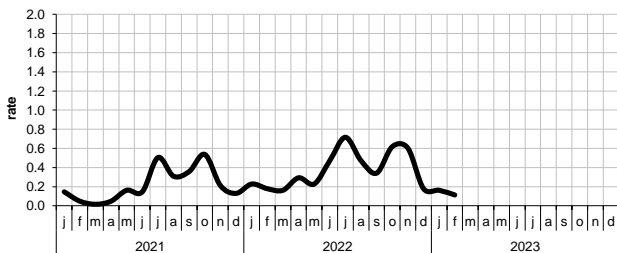


3. Cases by time: counts and rates (/100000)

	by month of onset	All meningitis				Bacterial meningitis				Neisseria meningitidis			
		N2023	R2023	R2022	R2021	N2023	R2023	R2022	R2021	N2023	R2023	R2022	R2021
Jan		10	0.16	0.23	0.15	6	0.10	0.16	0.07	0	0.00	0.00	0.02
Feb		7	0.11	0.18	0.05	1	0.02	0.11	0.00	0	0.00	0.02	0.00
Mar				0.16	0.02			0.11	0.00			0.02	0.00
Apr				0.29	0.05			0.24	0.03			0.02	0.02
May				0.23	0.16			0.18	0.07			0.00	0.00
Jun				0.47	0.15			0.37	0.10			0.00	0.00
Jul				0.72	0.50			0.50	0.11			0.00	0.00
Aug				0.47	0.31			0.41	0.10			0.00	0.02
Sep				0.34	0.36			0.26	0.15			0.00	0.03
Oct				0.62	0.54			0.54	0.23			0.02	0.02
Nov				0.60	0.21			0.49	0.03			0.00	0.00
Dec				0.18	0.13			0.13	0.02			0.00	0.00
<b>Total</b>		<b>17</b>	<b>2.88</b>	<b>4.49</b>	<b>2.62</b>	<b>7</b>	<b>1.18</b>	<b>3.52</b>	<b>0.00</b>	<b>0</b>	<b>0.00</b>	<b>0.07</b>	<b>0.10</b>

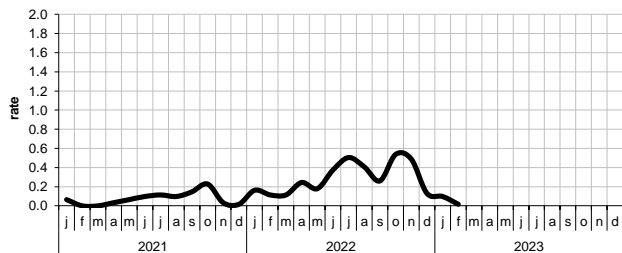
4. Monthly incidence for all meningitis

monthly rates/100000



5. Monthly incidence for bacterial meningitis

monthly rates/100000



6. Cases by infectious agent

Etiology	Cases		Deaths	
	N2023	% 2023	D 2023	CFR 2023
Nm	0	0.0%	0	-
Hi	0	0.0%	0	-
SP	1	5.9%	0	-
Bact Other	0	0.0%	0	-
BNOS	6	35.3%	2	33.3%
Viral	8	47.1%	0	-
Unsp.	2	11.8%	0	-
<b>Total, N</b>	<b>17</b>	<b>100.0%</b>	<b>2</b>	<b>11.8%</b>

7. By mohafaza

	N2023	Incidence* /100000	NM
North	0	0.0	0
Beqaa	2	2.2	0
Nabatieh	0	0.0	0
South	5	6.6	0
Mount	5	2.2	0
Beirut	5	13.1	0
Unsp	0		0
<b>Total</b>	<b>17</b>	<b>2.9</b>	<b>0</b>

8. By age group

	N2023	Incidence* /100000
0-4 y	4	8.1
5-14 y	5	4.8
15-24 y	4	4.1
25-64 y	1	0.4
65+ y	3	5.1
Unsp	0	
<b>Total</b>	<b>17</b>	<b>2.9</b>

\* NB: For 2023, rates are annualized



Republic of Lebanon - Ministry of Public Health - Epidemiological Surveillance Program  
Descriptive Surveillance Findings

Rates	Year	Month
	2021	j
		f
		m
		a
		m
		j
		j
		a
		s
		o
		n
		d
	2022	j
		f
		m
		a
		m
		j
		j
		a
		s
		o
		n
		d
	2023	j
		f
		m
		a
		m
		j
		j
		a
		s
		o
		n
		d



Republic of Lebanon - Ministry of Public Health - Epidemiological Surveillance Program  
Descriptive Surveillance Findings

Rate bact    Rate all

0.07        0.15

0.00        0.05

0.00        0.02

0.03        0.05

0.07        0.16

0.10        0.15

0.11        0.50

0.10        0.31

0.15        0.36

0.23        0.54

0.03        0.21

0.02        0.13

**0.16**        0.23

**0.11**        0.18

**0.11**        0.10

**0.47**        0.62

**0.37**        0.47

**0.50**        0.72

**0.41**        0.47

**0.26**        0.34

**0.54**        0.62

**0.49**        0.60

**0.13**        0.18

**0.10**        0.16

**0.02**        0.11

0