

The sentinel surveillance system relies on collection of data and sample from patients from selected health facilities (hospitals and medical centers) distributed in different provinces. Data is managed via DHIS2. Samples are tested at the National Influenza Center.

For the past 4 weeks, the sentinel for inpatients, enrolled 4 cases. Positivity rates were 25% for COVID-19 and 0% for Influenza.

For the past 4 weeks, the sentinel for outpatients, enrolled 93 cases. Positivity rates were 1% for COVID-19 and 0% for Influenza.

In summary, the new influenza season did not started yet. Some COVID-19 activity is still maintained.

### Severe Acute Respiratory Infection—Sentinel Surveillance for Inpatients

Fig 1: Weekly nb samples and COVID-19 positivity % (inpatient)

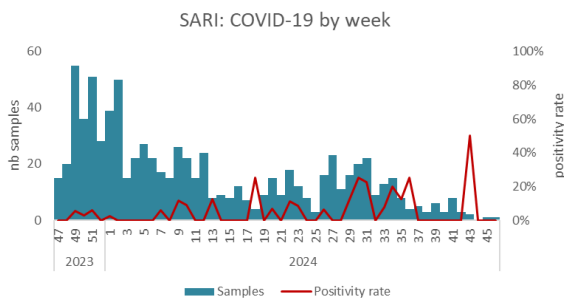
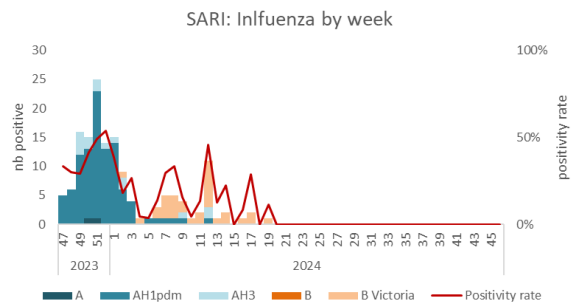


Fig 2: Weekly nb of positive Influenza and positivity % (inpatient)



### Influenza / COVID-19 Like Illness - Sentinel Surveillance for outpatients

Fig 3: Weekly nb of positive Influenza and positivity % (outpatient)

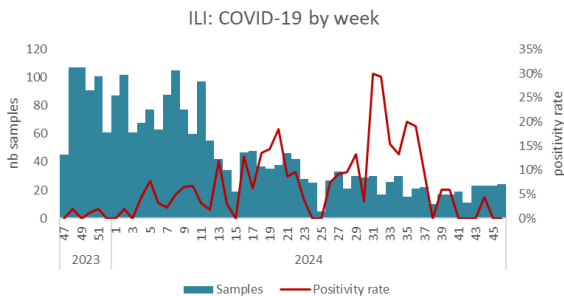
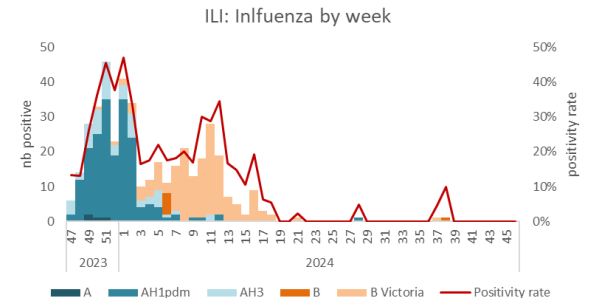


Fig 4: Weekly nb of positive Influenza & positivity % (outpatient)



### Pandemic Influenza Severity Assessment (PISA)

Fig 5: Weekly ratio of Acute Respiratory Infection/Medical centers

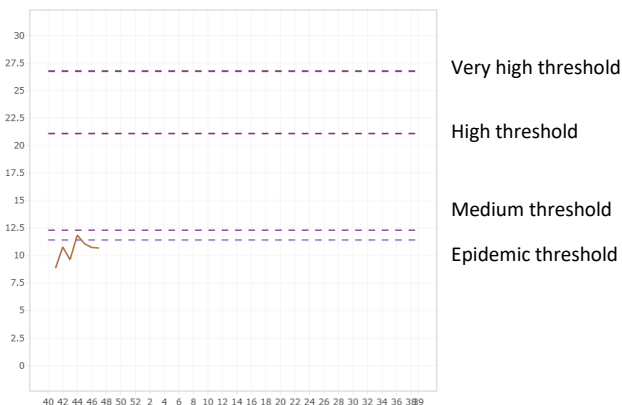


Fig 6: PISA by week

Season	30	31	32	33	34	35	36	37	38	39	40	41	42	43	44	45	46
2024/2025	Low	Low	Low	Low	Low	Low	Low	Low	Low	Low	Low	Low	Low	Low	Low	Low	Low
Transmissibility	Low	Low	Low	Low	Low	Low	Low	Low	Low	Low	Low	Low	Low	Low	Low	Low	Low

