

The sentinel surveillance system relies on collection of data and sample from patients from selected health facilities (hospitals and medical centers) distributed in the 8 provinces. Data is managed via DHIS2. Samples are tested at the National Influenza Center.

For the past 4 weeks, the sentinel for inpatients, enrolled 37 cases. Positivity rates were 3% for COVID-19 and 11% for Influenza, with dominance of seasonal Influenza B Victoria.

For the past 4 weeks, the sentinel for outpatients, enrolled 142 cases. Positivity rates were 8% for COVID-19 and 16% for Influenza, with dominance of seasonal Influenza B Victoria.

In summary, the influenza season is showing decline with presence of Influenza B virus.

Severe Acute Respiratory Infection—Sentinel Surveillance for Inpatients

Fig 1: Weekly nb samples and COVID-19 positivity % (inpatient)

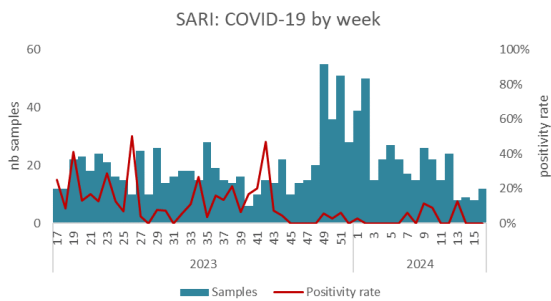
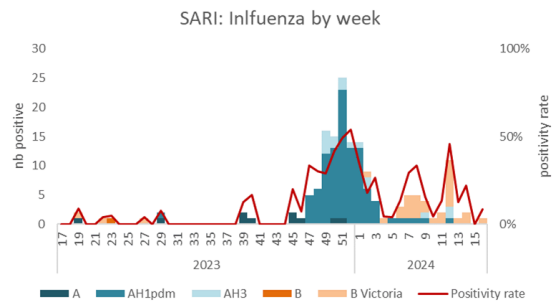


Fig 2: Weekly nb of positive Influenza and positivity % (inpatient)



Influenza / COVID-19 Like Illness - Sentinel Surveillance for outpatients

Fig 3: Weekly nb of positive Influenza and positivity % (outpatient)

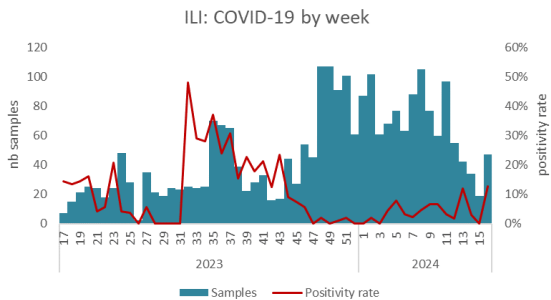
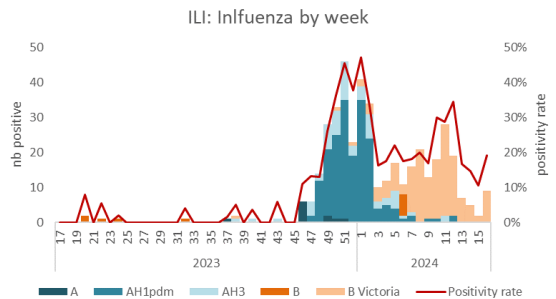


Fig 4: Weekly nb of positive Influenza & positivity % (outpatient)



Pandemic Influenza Severity Assessment (PISA)

Fig 5: Weekly ratio of Acute Respiratory Infection/Medical centers

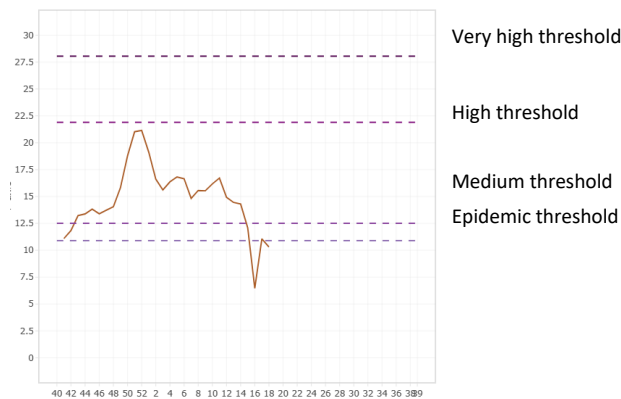


Fig 6: PISA by week

Season	2023												2024																			
	40	41	42	43	44	45	46	47	48	49	50	51	52	1	2	3	4	5	6	7	8	9	10	11	12	13	14	15	16	17	18	
Transmissibility	Low	Low	Low	Low	Low	Low	Low	Low	Low	Low	Low	Low	Low	Low	Low	Low	Low	Low	Low	Low	Low	Low	Low	Low	Low	Low	Low	Low	Low	Low	Low	Low

